

The Canadian Reader

Current Canadian events and issues for students in Grades 3 and up



**Free
Sample**




Includes

- A News Story
- Lesson Plan
- Organizer

Subscribe to receive 2 additional articles, answer keys, & more!

4 Free Article: **Migrating Monarchs**
6 Comprehension Check | 7 Language Focus
8 Lesson Plan
11 **Visualizing the Migrating Monarchs**



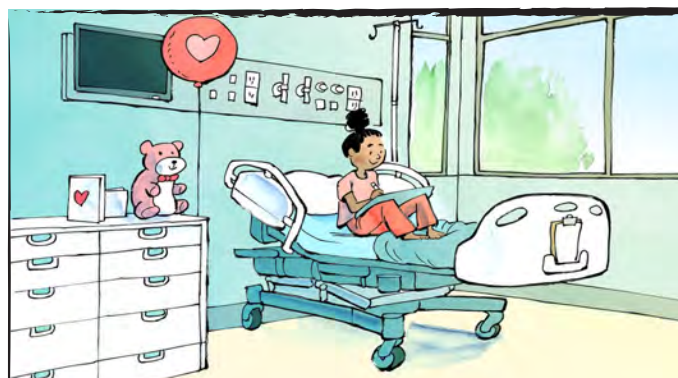
WHAT YOU'RE MISSING

B.C. Won't "Fall Back" Kindness in Action



Did you set your clock one hour ahead before going to sleep on March 7? Many Canadians did. For people in British Columbia (B.C.), it was the last time their clocks will 'Spring Forward' . . .

Subscribe to read the full article. www.lesplan.com



"I was fourteen years old when I realized something simple but powerful," says Ayona Jaswal. "You don't have to wait to grow up to make a difference." Miss Jaswal is fifteen now. She attends high school in . . .

Subscribe to read the full article. 1 (888) 240-2246

* SUBSCRIBE TODAY & GET IT ALL *

With a subscription, you'll receive **eight full issues**.

Each issue combines current **Canadian events and issues** with **geography** to expand students' knowledge of Canada while enhancing their ability to read and understand informational text.

Three **levelled news stories** are accompanied by detailed **literacy-based lesson plans, organizers,** and **criteria for assessment,** as well as comprehension checks and a language focus.

"Your package will be a part of my classroom for many years to come!!!"

- M. Schneider, Saskatoon, Saskatchewan

"I love this publication! It is an excellent complement to my Social Studies curriculum and the activities enable me to cover many provincial outcomes."

- S. Giffin, Dartmouth, Nova Scotia

"When I have kids in grade 4/5 wanting to know when the next issue is coming, even in December and June, that's when I know I have an excellent resource."

- A. Eisler, Burnaby, B.C.

The Canadian Reader

Current Canadian events and issues for students in grades 3 and up.

The Canadian Reader is published eight times during the school year in English and in French from September through May by LesPlan Educational Services Ltd.

Subscribe to **The Canadian Reader** at a cost of \$230 per year (\$28.75 per issue), by contacting us at:

LesPlan Educational Services Ltd.
#1 - 4144 Wilkinson Road
Victoria, BC V8Z 5A7

The Canadian Reader is protected by copyright. Subscribers receive one copy of the publication each month and may photocopy each issue for use by all students and teachers within one school.

Phone (toll-free): 1-888-240-2212
Fax (toll-free): 1-888-240-2246
Email: info@lesplan.com
Internet: www.lesplan.com

How to use this resource:

The Canadian Reader is a made-in-Canada teaching and learning resource featuring all-Canadian content. It has three main components; use the entire package, or pick and choose the pages that suit your class the best.

1. **Literacy Focus** – This generic lesson plan focuses on seven key non-fiction reading comprehension strategies, presented in the following order:

Issue 1: *Using Text Features*

Issue 2: *Making Connections*

Issue 3: *Visualizing*

Issue 4: *Asking Questions*

Issue 5: *Making Inferences*

Issue 6: *Determining Importance*

Issue 7: *Transforming/Synthesizing*

Issue 8: *Reading Strategies Review and Assessment*

Teachers may introduce and practice each month's strategy using any of the articles in the issue, or save it for another time or text.

2. **Canadian news stories** – Each of the three articles is leveled and accompanied by Comprehension Check questions, a Language Focus, and a literacy-based lesson plan and supporting materials. Teach the lessons as they are presented, or pick and choose the activities and assignments you'd like to explore with your students.

3. **Did You Know? comic** – This comic provides basic information about a current news story or event, or supports one of the articles with background information. It's a great way to engage reluctant readers and build students' background knowledge in a fun and graphic way.

Note: All URLs referenced in **The Canadian Reader** are posted as links on our student website at <http://www.lesplan.com/en/links>. Bookmark this URL on your school's computer network to give students easy access to our recommended sites.

Share **The Canadian Reader** with other staff members in your school, including itinerant, relief, and substitute teachers.

Migrating Monarchs



The next time you see a monarch butterfly, look closely. It may be wearing a microchip.

The microchip, inside a tiny transmitter, sends a signal about 100 metres. The signal is read by iPhones using the Project Monarch app. When the signal reaches an active iPhone, its time and location are recorded. That data is uploaded through the app.

One signal at a time, scientists are unlocking the mysteries of monarch butterfly migration.

“Every detection is a window into something no scientist has ever been able to see before,” said Dr. Sean Burcher, a scientist involved with the project.

Project Monarch

Groups from Canada, the United States, Mexico, and the Caribbean worked together on Project Monarch. Environment

and Climate Change Canada and Birds Canada are both involved.

Last fall, about 400 microchipped monarchs started south from Canada and the United States. Scientists tracked their paths.

This spring, in Mexico’s Monarch Butterfly Biosphere Reserve, scientists microchipped more than 160 monarchs. Those butterflies are already winging their way north.

Some of the 400 butterflies that flew south are making their way north again, too! This may be the first time one monarch is tracked all the way south and back again.

You probably already know that many birds migrate. Did you know monarchs do the same?



Flying south

Monarchs migrate up to 5000 kilometres. They are the only butterflies with such a long, two-way migration. They start as far north as Canada and go as far south as Mexico.

One “super” generation of monarchs flies south. The return trip happens over 3-4 generations.

Some monarchs fly partway north, then stop to lay eggs before dying. Egg becomes caterpillar. Caterpillar forms chrysalis. Finally, the chrysalis hatches a new butterfly. The new butterfly continues the journey north.

A tiny transmitter

Attaching a tiny transmitter to a butterfly isn't easy. The butterfly must be held carefully to protect its wings. The transmitter is glued to the butterfly's thorax, or body. Some scientists use eyelash glue!

The transmitter is powered by a solar panel the size of a grain of rice. Each transmitter weighs about 60 milligrams. An adult monarch butterfly weighs about 500-600 milligrams.

Don't worry. Scientists made sure the transmitter would not be too heavy for the monarchs. They want to observe the monarchs' behaviour. They don't want to change it.

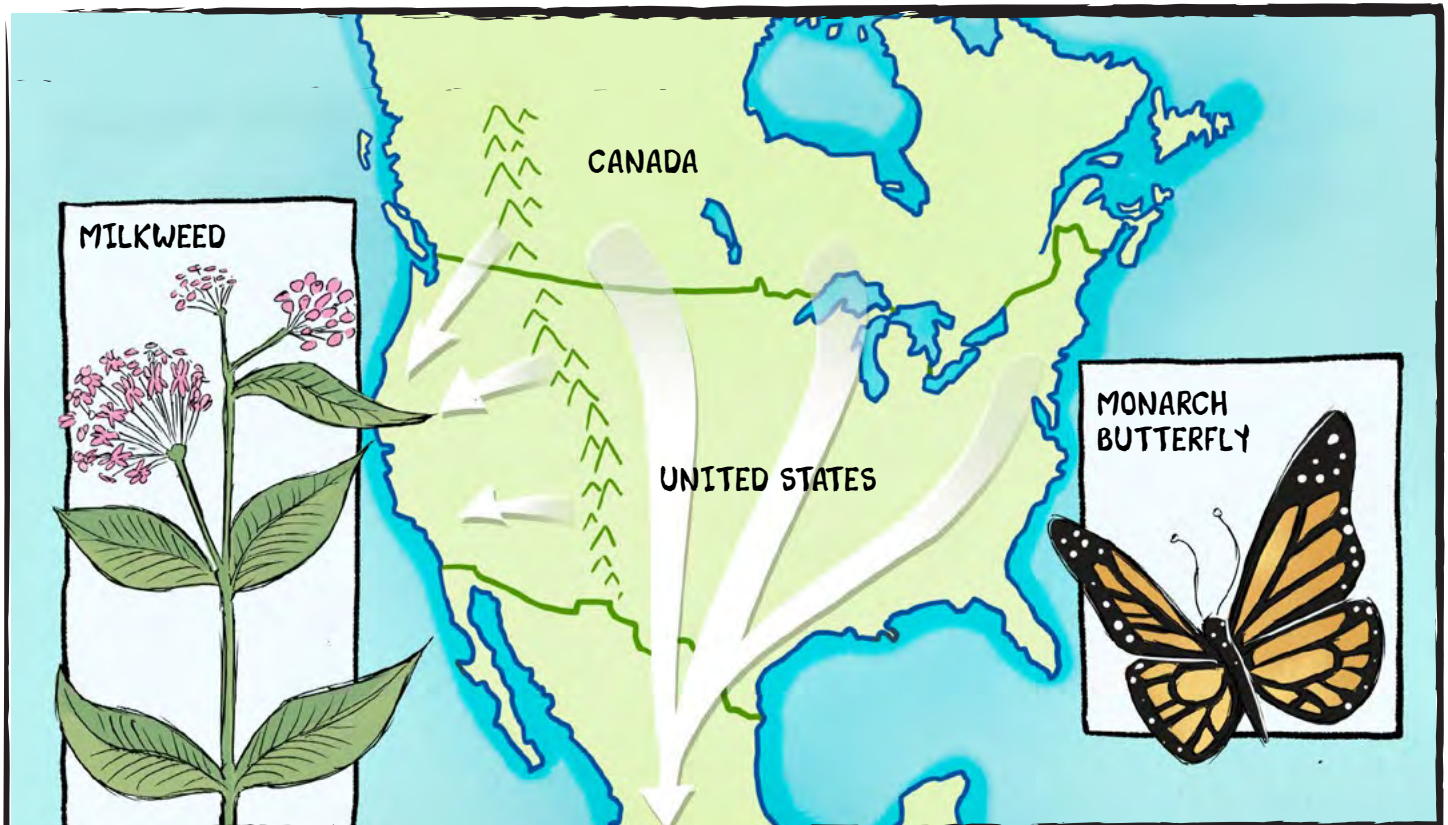
One butterfly's journey

Until now there was no way to track a single butterfly's path.

Now, we can learn how far a butterfly travels in a day. We can see where it stops to rest. We can see how weather and landscape shape its journey. We can learn where more butterfly habitat is needed.

Monarchs face many threats, including habitat loss, climate change, and pesticides. The more we know about their journeys, the better we can protect them.

★ As you see it, what is the importance of studying butterfly migration?



Migrating Monarchs

Comprehension Check

Write the letter of the best answer in the space beside each question.

_____ 1. **What does the microchip on the monarch butterfly do?**

- a) It helps the butterfly fly faster.
- b) It changes the butterfly's colour.
- c) It sends a signal that can be tracked.
- d) It protects the butterfly from predators.

_____ 2. **What is special about monarch butterfly migration?**

- a) They only travel at night.
- b) They fly in small groups only.
- c) It is very long.
- d) They never stop to rest.

_____ 3. **Where do monarch butterflies travel during migration?**

- a) Between Mexico & Europe.
- b) Between Canada & Mexico.
- c) From the U.S. to Africa.
- d) From the Caribbean to Asia.

_____ 4. **How do scientists attach the transmitter to the butterfly?**

- a) They tie it to the wings.
- b) They place it inside the body.
- c) They clip it to the legs.
- d) They glue it to the body.

_____ 5. **Why is tracking monarch butterflies important?**

- a) To learn how to protect them.
- b) To make them fly faster.
- c) To change their route.
- d) To improve technology.

Migrating Monarchs

Language Focus

A **definite article (the)** is used when you talk about *something specific*
(For example: The dog is sleeping on the couch.)

Indefinite articles (a, an) are used when you talk about *something not specific*. (For example: I saw a cat in the garden. She ate an apple)

Use "a" before words that start with a consonant sound.

Use "an" before words that start with a vowel sound.

Write the article **the**, **a**, or **an** in the blanks below:

1. _____ next time you see _____ monarch butterfly, look closely.
2. It may be wearing _____ microchip.
3. Scientists made sure _____ transmitter would not be too heavy.
4. _____ transmitter is powered by _____ solar panel the size of _____ grain of rice.
5. _____ adult monarch butterfly weighs about 500–600 milligrams.

Now write three sentences of your own using **the**, **a**, and **an**.

1. _____
2. _____
3. _____

Migrating Monarchs

Lesson Plan

Before Reading:

Literacy Focus: *Visualization and questioning*

- Guide students through a mental image:

Close your eyes.

Imagine you are a tiny butterfly. You are about to travel thousands of kilometres from Mexico to Canada across forests, mountains, and cities. You don't have a map. You've never made this journey before.

Open your eyes.

- Ask:

- What did you see in your mind?
- What challenges might a butterfly face on this journey?
- What are you wondering?

- Facilitate a *Think-Pair-Share* discussion. Have students think independently, then share their visualizations with a partner. Ask several students to contribute ideas to a class Wonder Chart.

- Invite students to revise and extend their thinking after each of the following experiences:

- viewing the images (**Teacher's Corner**);
- listening to the introduction of the article.

- Repeat the *Think-Pair-Share* discussion and add new questions to the class chart.

During Reading:

- As students read the article, ask them to highlight or underline information about the monarch butterfly migration and how microchips help scientists track butterflies.

- Remind students that strong readers create a "movie in their mind." They pay attention to descriptive details and important facts to help them visualize and understand the text.

After Reading:

- Reflect and discuss. Ask students to reflect on:

- *Which of their questions were answered?*
- *What new questions do they have?*
- *What did they learn about monarch migration?*
- *How are microchips helping scientists learn more about this journey?*

- Distribute the **Visualizing the Migrating Monarchs** organizer (p. 11) to each student or pair. Review the purpose together: *To record evidence and create simple sketches that show understanding of the text.*

Migrating Monarchs

Lesson Plan

- Direct students to record key details from the text (descriptive details, facts, scientific information). Then, ask them to sketch what they visualize, focusing on the main ideas of each section and keeping their drawings simple and meaningful.
- You may wish to model how to pull key details from the introduction and turn those details into a simple, labelled sketch.
- After completing their sketches, ask students to respond to the following sentence stems on the back of the organizer.
 - *I think the most amazing thing about the monarch butterfly migration is...*
 - *Microchips are helping scientists...*
 - *The data will help us...*
 - *I still wonder...*Encourage students to use text evidence and clear thinking.
- Criteria for Assessment:** Powerful sketch notes *are simple* (show the essence of ideas), *complete* (includes visuals for each key section), and *informative* (include specific details and/or labels).

Extensions:

- Create a monarch life cycle illustration:** Encourage students to use the provided resources in **Internet Connections** to learn more about the lifecycle of a monarch butterfly. Direct them to create a labelled diagram of the monarch life cycle.
- Write a migration story:** After watching one or more videos on the migration, have students use RAFTS as a framework to write about the migration from the perspective of a monarch butterfly. *Role* – monarch butterfly; *Audience* – Kindergarten student; *Format* – post card, diary, or illustrated map; *Topic* – migration journey north; *Strong verb* – persuading others of the importance of the microchip tracking.

Internet Connections:

- Learn more about this news story:
<https://www.youtube.com/shorts/fjBUh8Zikoo>
<https://www.cbc.ca/player/play/video/9.7136543>
- Find out more about the migration:
<https://www.monarchwatch.org/migration/>
<https://weather.com/science/nature/video/monarch-butterfly-spring-migration-relay-race>
- See how the microchips are attached to monarchs:
<https://www.youtube.com/shorts/4HAb3Lx-M24> [1:48]
<https://www.youtube.com/watch?v=c8ZyJn6BENC> [12:22]

Migrating Monarchs

Lesson Plan

- Watch these videos about the migrating monarch butterfly:
<https://www.facebook.com/watch/?v=3270364646453242> [0:56]
<https://youtu.be/vbs2HQ5qbpA?si=cM7SmKWkgU4hheQU> [2:12]
https://youtu.be/IWOySU_hAzo?si=XkWbsWmkg3VK5iHX [3:07]
- Discover the lifecycle of a monarch butterfly:
<https://monarchjointventure.org/monarch-biology/life-cycle>
<https://youtu.be/uFtQoUftmJA?si=ovooXS41SQznkuob> [2:30]

Teacher's Corner:

- Monarch images:
Monarchs hibernating: <https://www.rom.on.ca/magazine/discovery-monarchs>
Map showing migration routes: <https://io.wp.com/blog.education.nationalgeographic.org/wp-content/uploads/2016/04/namerica-species-migration-map.jpg?ssl=1>
Monarchs in flight: <https://wwf.ca/stories/monarch-butterfly-migration-risk-disappearing/>

Note: All URLs are posted as links at <http://www.lesplan.com/links>

Name: _____ Date: _____

Migrating Monarchs

Visualizing the Migrating Monarchs

	Details from the Text	What I Visualize
Introduction		
Project Monarch		
Flying south		
A tiny transmitter		
One butterfly's journey		

Current Events, Clearly Explained



Students want to know what's happening in their world – but the news can be difficult and time-consuming to teach.

WE HAVE THE SOLUTION. (Four, actually.)

The Canadian Reader

- ✓ PDF/Word resource
- ✓ Clearly written, leveled Canadian current events articles
- ✓ Literacy-based lesson plans
- ✓ Engaging, original illustrations
- ✓ Comics
- ✓ Map assignments



Product details: 8 issues. 38 pages. Available in English and in French for grades 3 and up (1 reading level).

Currents4Kids.com

- ✓ **Online** and interactive
- ✓ Weekly
- ✓ Auto-graded quizzes
- ✓ Reader responses
- ✓ Links to relevant articles, resources, maps, photos and videos
- ✓ Extension activities



Product details: 40 issues.

One subscription allows all teachers and students access from any device. Available in English and in French. Grades 3 and up (1 reading level).

Focus on high-interest stories suitable for younger students.

What in the World?

- ✓ PDF/Word resource
- ✓ Four national and international news stories
- ✓ Key vocabulary
- ✓ Background information
- ✓ Varied assignments that build content-area knowledge and enhance critical thinking
- ✓ Maps and illustrations



Product details: 8 issues. 60 pages. Available in English and in French, and in 2 reading levels, for grades 5 and up.

News4Youth.com

- ✓ **Online** and interactive
- ✓ Weekly
- ✓ Auto-graded quizzes
- ✓ Reader responses
- ✓ Links to relevant articles, resources, maps, photos and videos
- ✓ Extension activities



Product details: 40 issues.

One subscription allows all teachers and students access from any device. Available in English and in French. Grades 5 and up (3 reading levels).

Focus on national, international, Indigenous, and sci/tech stories.

1-888-240-2212 www.lesplan.com

Contact us for a sample copy or free demo.

LesPlan Educational Services Ltd.

visit: www.lesplan.com

email: info@lesplan.com

call toll free: 888 240-2212

Students Can Work In Word/Google Docs...



Did you know...

... that each issue of *The Canadian Reader* includes a PDF file (complete document) and a Word file (articles and questions only)

Students can complete assignments directly in a Word file. Teachers can email the file to students or post it on the Internet. The Word file also allows teachers to:

- easily modify and format content including changing **fonts** and **text sizes**
- create a PDF document and use **Adobe Reader's** 'Read Out Loud Mode'
- save paper and copying costs and help protect the environment
- promote and encourage students' computer skills

Data in the Word file

There are **three** ways to access data from a Word file:

- 1) Select the data you wish to **Copy** and then **Paste** it into any word processing program. Use **Select All** to copy the entire document.
- 2) Import the entire **Word** file into **LibreOffice** (or another similar program) and then save as a new file.
- 3) Create a new file in a different format. Use the **Word Save As** command to choose: 1) plain text, 2) rich text format (RTF), 3) Web page (.htm), 4) PDF, etc.

Google Docs and LibreOffice

- You can easily upload the **Word** file to **Google Docs** and share it with students or other teachers.
- You can translate a **Google Docs** file into another language (see *Tools>Translate document*) but you will need to edit the document to suit your requirements. **Google Docs** can translate into over 100 languages including Spanish, Mandarin, and German.
- **LibreOffice** is a free alternate to **Microsoft Office** and offers the same functionality. It's easy to install and use. See: www.libreoffice.org

LesPlan Educational Services Ltd.

Visit: www.lesplan.com

email: info@lesplan.com

call toll free: 888 240-2212



EXPLORE THE NEWS. ENHANCE LITERACY. ENGAGE YOUR STUDENTS!

SUITABLE FOR GRADES 3 AND UP

Wish your students knew more about their country? Help them to learn who's who, what's where, and what's going on in Canada with a subscription to

THE CANADIAN READER.

This classroom-ready resource combines current Canadian events and issues with geography to expand students' knowledge of their country while enhancing their nonfiction literacy skills.

SPECIAL OFFER FOR NEW SUBSCRIPTIONS



Subscribe now for the 2026 - 2027 school year, and get the March, April and May issues FREE! (a \$86.25 value)

These current events are the perfect supplement for any Social Studies program. They are a wonderful jumping point for class discussion. Keep up the good work!

K. Faltin, Erskine, AB

It is a relief to have a resource that fits with the curriculum and is teacher-friendly (ready to hand out). The added bonus of having the answers to the questions and discussion notes makes my life just a little bit easier.

B. Thibodeau, Saskatoon, SK

I have been using your product for seven years. There isn't a month that goes by that I don't get into challenging discussions with my students with the leads you provide and go in directions I could never imagine. Thank you for this terrific teaching aid!

D. Faerber, Pembroke, ON

The Canadian Reader
Current Canadian events and issues for students in Grades 3 and up

3 Literacy Focus: Determining Importance
6 Article: A Trip Around the Moon
15 Article: A Better Life for Marineland's Belugas | 23 Map: Ontario
25 Article: Canada at the 2026 Olympics
32 Comic: Lunar New Year | 34 Answer Key

LesPlan Teachers serving teachers since 1990 2025-2026: Issue 6

Please circulate to:

SEE NEXT FOR PAGE SAMPLES AND ORDERING DETAILS!

■ YES, sign me up for the 2026 – 2027 school year and send me the
March, April and May issues FREE*
 Promo code: **3Free**

* Offer only applies to new subscriptions.

Publication	English	French	Grade Level	Price	Amount
			11 issues (March – May)		
The Canadian Reader*	<input type="checkbox"/>	<input type="checkbox"/>	Grades 3 and up	\$230	
What in the World? Level 1*	<input type="checkbox"/>	<input type="checkbox"/>	Grades 5 and up	\$230	
What in the World? Level 2*	<input type="checkbox"/>	<input type="checkbox"/>	Grades 8 and up	\$230	
			Online Weekly (Mar. – June 60 issues)		
Currents4Kids*	<input type="checkbox"/>	<input type="checkbox"/>	Grades 3 and up	\$230	
News4Youth Level 1, 2 and 3**	<input type="checkbox"/>	<input type="checkbox"/>	Grades 7 and up	\$440	
Subtotal					
				ON add 13% HST	NS add 14% HST
				NB, NL, & PEI add 15% HST	
				All others add 5% GST	
Total					



* Receive 11 issues/months for the price of 8. Save \$86 off the regular price of \$316.
 ** Receive 11 months for the price of 8. Save \$132 off the regular price of \$572.

Deliver to (please print clearly)

Name _____

School _____

Address _____

City _____ Province/Territory _____ Postal Code _____

Email _____

* Email required for password notification

Billing Options

Bill school Purchase Order _____ P.O. # _____

Please charge to: MasterCard VISA

Card Number _____ Expiry Date (MM/YY) _____

Cardholder Name _____ CVV Code _____

LesPlan
THE CANADIAN READER
 Sample Pages

HOW TO ORDER

Online: www.lesplan.com
 Fax (toll-free): 1 888 240-2246
 Phone (toll-free): 1 888 240-2212

Mail

LesPlan Educational Services Ltd.
 #1 - 4144 Wilkinson Road
 Victoria BC V8Z 5A7

visit www.lesplan.com to download
FREE SAMPLES of all our publications!